

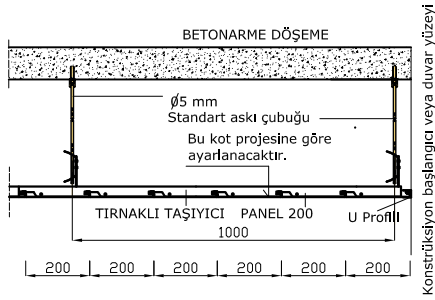
PANEL 200 ASKILI SİSTEM MONTAJ DETAYI

Sepa

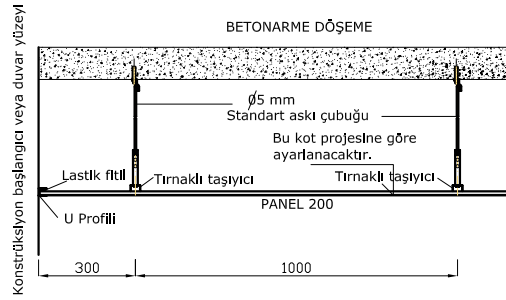
Sayfa no:

1/5

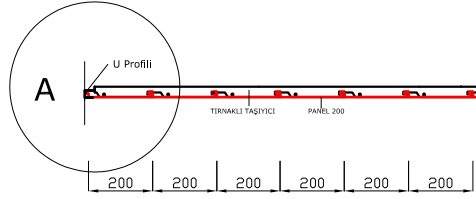
A-A KESİTİ - B-B KESİTİ



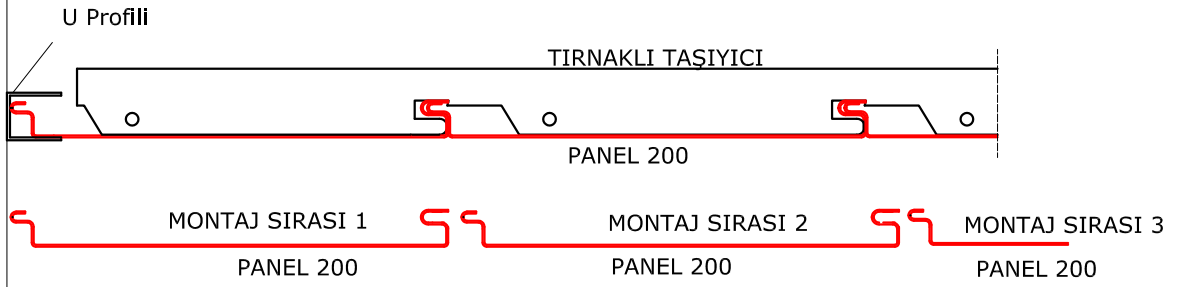
A -A KESİTİ



B-B KESİTİ



Konstrüksiyon başlangıcı veya duvar yüzeyi



A DETAYI

* Detaylar öneri niteliğindedir. Her proje için farklılık arz edebilir.